

How to check the firmware version

You can check the firmware version of the printer from the printer itself or the printer driver.

- Check from printer itself (P. 1)
- Check on the printer driver (P. 5)

Check from the printer itself

Depending on your printer, the steps to check the firmware of your printer are different.

■ PR-C101

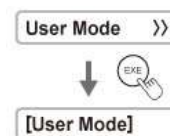
- 1 Press and hold the MENU key for about 3 seconds and release it when [User Mode>>] appears on the display panel.

- While you hold MENU key, [Input Commands] appears on the display panel.

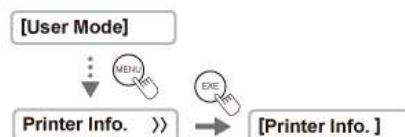


- 2 Press EXE key.

- The display panel displays [User Mode] and you can access to User Mode. (the mode in which you want to check the operation settings and status of the printer)

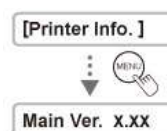


-
- 3 Press MENU key until [Printer Info. >>] appears and then press EXE key.



-
- 4 Press MENU key until [Main Ver.] appears.

- The number displayed in [Main Ver.] is the firmware version of the printer.



-
- 5 Check the table below to see if the firmware update is required.

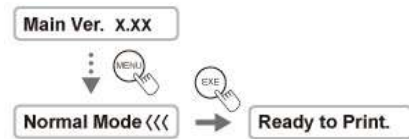
- If the firmware version of your printer is “Current firmware version” in the table below, you must update to “Update firmware version”.

| Product | Current firmware version | Update firmware version |
|---------|--|-------------------------|
| PR-C101 | V3.4 or less (However, v3.4H is excluded) | V3.42 |
| | V3.4H | V3.4J |
| | V3.5, V3.6 | V3.7 |

- You can download Update firmware in TEAM NiSCA HP.
(<https://www.teamnisca.com/downloads.php>)

6 Press MENU key until [Normal Mode <<<] appears and then press EXE key.

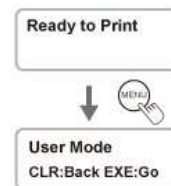
- Back to Normal Mode. (the mode for printing card)



■ PR-C151/PR5350

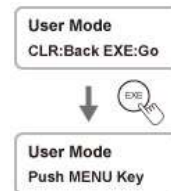
1 Press and hold the MENU key for about 3 seconds and release it when [User Mode>>] appears on the display panel.

- While you hold MENU key, [Input Commands] appears on the display panel.



2 Press EXE key.

- The display panel displays [User Mode / Push MENU Key].

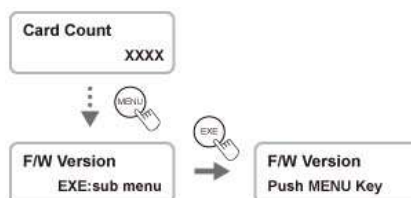


3 Press MENU key.

- you can access to User Mode. (the mode in which you want to check the operation settings and status of the printer)



- 4 Press MENU key until [F/W Version] appears, then press EXE key.



- 5 Press MENU key until [Main Program] appears.

- The number displayed in [Main Program] is the firmware version of the printer.



- 6 Check the table below to see if the firmware update is required.

- If the firmware version of your printer is "Current firmware version" in the table below, you must update to "Update firmware version".

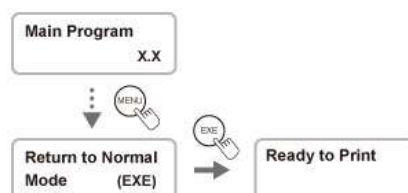
| Product | Current firmware version | Update firmware version |
|---------|--------------------------|-------------------------|
| PR-C151 | V1.2 or less | V1.3 |
| PR5350 | V3.7 or less | V3.8 |

- You can download Update firmware in TEAM NiSCA HP.

(<https://www.teamnisca.com/downloads.php>)

7 Press MENU key until [Return to Normal Mode] appears and then press EXE key.

- Back to Normal Mode. (the mode for printing card.)



Check on the printer driver

This procedure provides an example of how to check the firmware of PR-C101 on the printer driver. It is the same for PR-C151 and PR5350.

1 Confirm the printer is turned on and that your computer is connected to the printer.

2 View [Device and Printer].

Windows 10:

[Start]→[Windows System tools]→[Control Panel]→[Hardware and Sound]→[Device and Printer]

Windows 8.1:

From the Desktop charms, [Setting]→[Control Panel]→[Hardware and Sound]→[Device and Printer]

Windows 7/Windows Server 2008 R2:

[Start]→[Device and Printer]

3 Right-click the printer icon and select [Print Setting].

The print settings screen is displayed.

-
- 4 Click [Device Settings] tab to check [Printer Main Version] (firmware version)



-
- 5 Check the table below to see if the firmware update is required.

- If the firmware version of your printer is “Current firmware version” in the table below, you must update to “Update firmware version”.

| Product | Current firmware version | Update firmware version |
|---------|--|-------------------------|
| PR-C101 | V3.4 or less (However, v3.4H is excluded) | V3.42 |
| | V3.4H | V3.4J |
| | V3.5, V3.6 | V3.7 |
| PR-C151 | V1.2 or less | V1.3 |
| PR5350 | V3.7 or less | V3.8 |

- You can download Update firmware in TEAM NiSCA HP.

(<https://www.teamnisca.com/downloads.php>)